



**EMPLOYABILITY SURVEY REPORT 1 YEAR AFTER  
GRADUATION**

**MASTER'S PROGRAM IN CHEMISTRY**

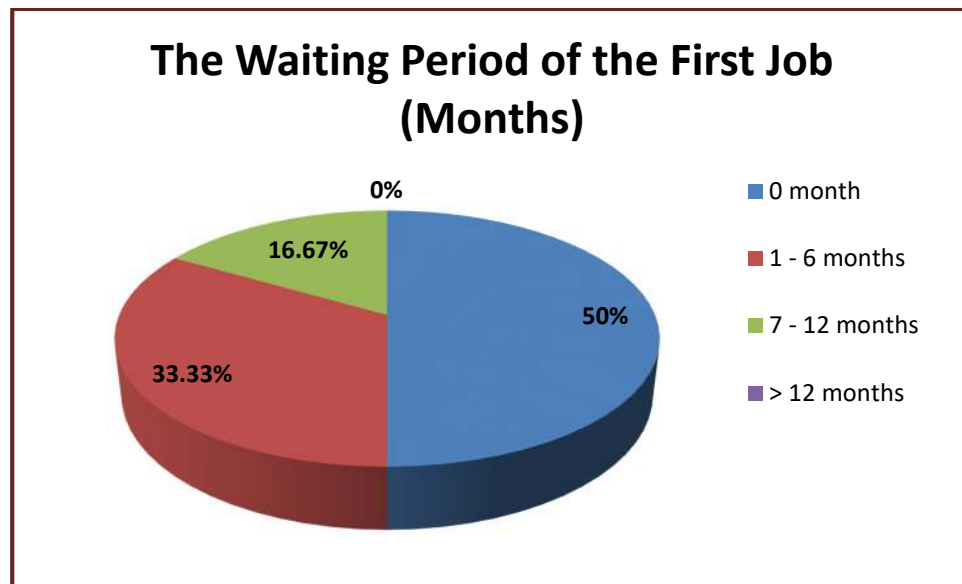
**FACULTY OF MATHEMATICS AND NATURAL  
SCIENCES**

**UNIVERSITAS BENGKULU**

## 1. The Waiting Period for the First Job

Three out of six graduates found employment immediately after graduation; it took them 0 months.

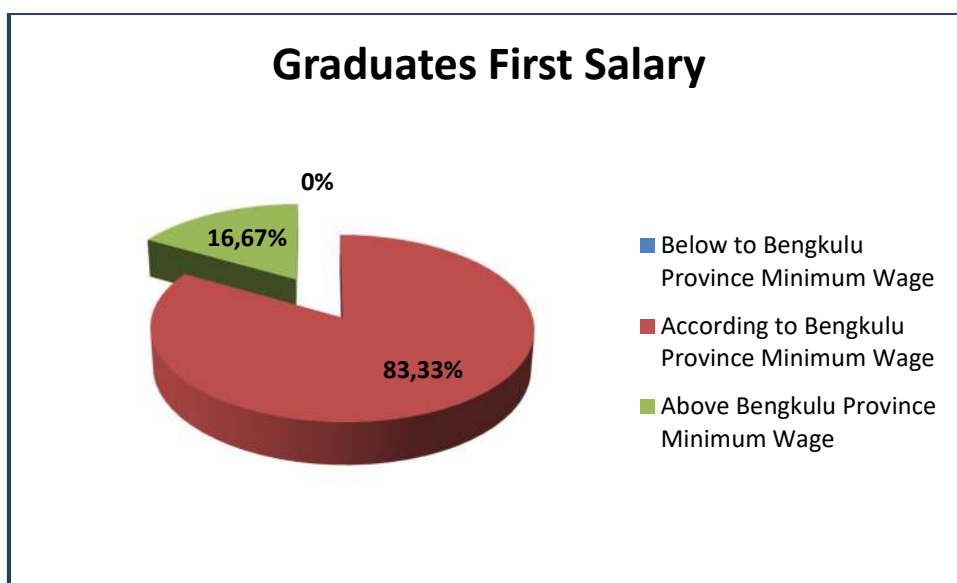
Waiting Time (Months)	Total	
	Alumni	Percentage
0	3	50
1 - 6	2	33.33
7 - 12	1	16.67
> 12	0	0



## 2. Graduates First Salary

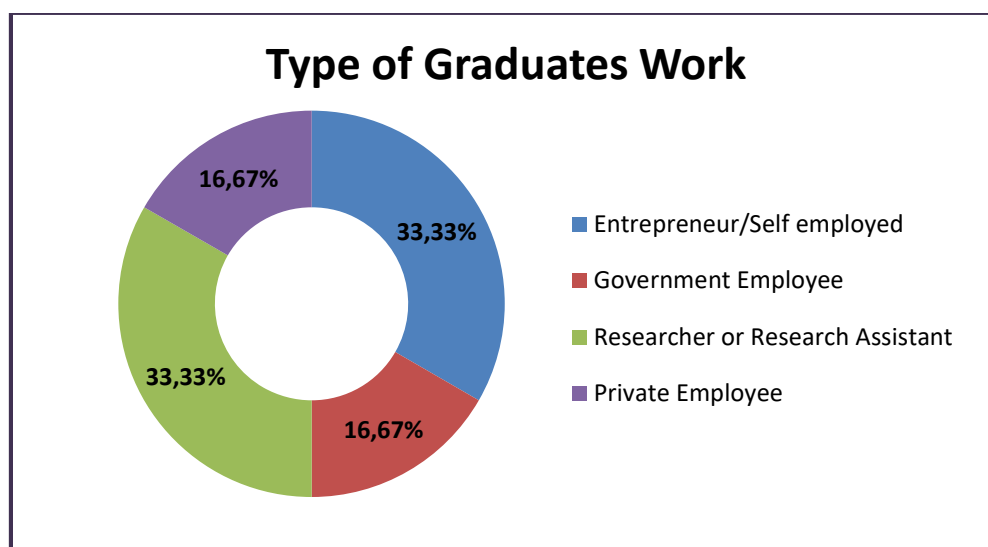
The first salary of graduates is 83% according to the UMK of Bengkulu Province

Graduates First Salary	Total	
	Alumni	Percentage
Below to Bengkulu Province Minimum Wage	0	0
According to Bengkulu Province Minimum Wage	5	83.33
Above Bengkulu Province Minimum Wage	1	16.67



### 3. Type of Graduates Work

Type of Graduates Work	Total	
	Alumni	Percentage
Entrepreneur/Self-employed	2	33.33
Government Employee	1	16.67
Researcher or Research Assistant	2	33.33
Private Employee	1	16.67



Graduates who are self-employed/own their own business/work for business entities, their level of business is generally regional level